

Workforce Demand in the Northern Tier

An analysis of online job postings

**Online Job
 Postings:
 2,500**

**Unemployed:
 6,200**

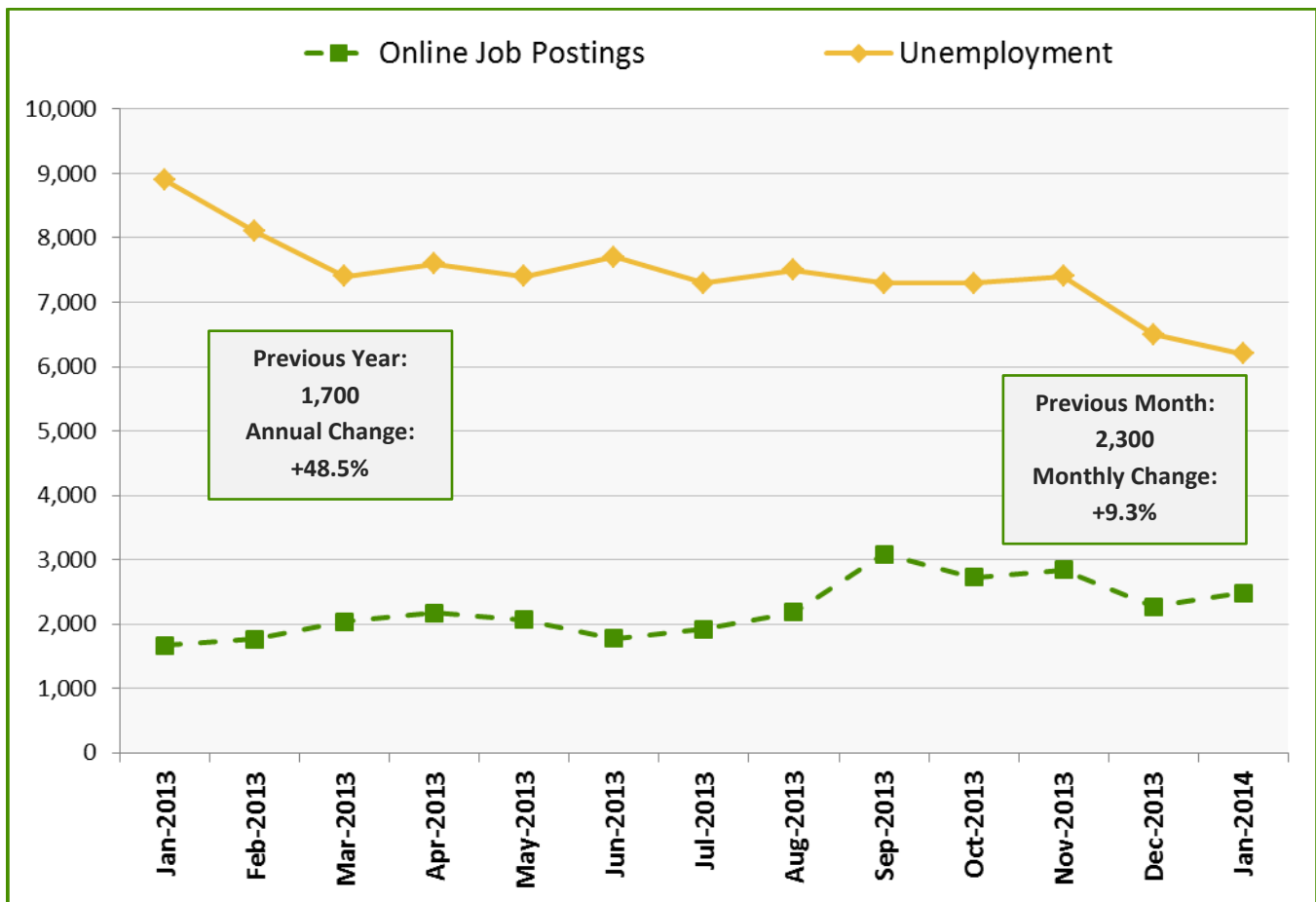
**Unemployment
 Rate:
 6.4%**

**Unemployed
 /Job Posting:
 2.5**

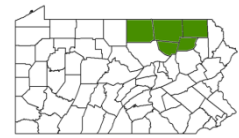
Northern Tier: Bradford, Sullivan, Susquehanna, Tioga, and Wyoming Counties

Online Job Postings are not seasonally adjusted. Annual trends reveal overall changes.

Unemployed and unemployment rate are seasonally adjusted. The number of unemployed persons only includes individuals who are not working and are eligible and actively searching for employment.



If every online job posting was filled by Northern Tier jobseekers, the unemployment rate in the Northern Tier would drop to 4.2%.



Online Job Postings by Occupational Grouping

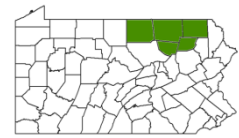
Occupational Grouping	January 2014	December 2013	January 2013	Monthly Change	Annual Change
Total Online Job Postings	2,485	2,273	1,673	9.3%	48.5%
Healthcare Practitioners and Technical	488	369	312	32.2%	56.4%
Transportation and Material Moving	302	352	110	-14.2%	174.5%
Sales and Related	297	153	156	94.1%	90.4%
Management	210	218	132	-3.7%	59.1%
Healthcare Support	128	88	134	45.5%	-4.5%
Office and Administrative Support	113	111	57	1.8%	98.2%
Food Preparation and Serving Related	108	130	90	-16.9%	20.0%
Installation, Maintenance, and Repair	94	84	34	11.9%	176.5%
Production	50	92	20	-45.7%	150.0%
Business and Financial Operations	39	28	39	39.3%	0.0%
Military	33	22	1	50.0%	3200.0%
Architecture and Engineering	30	34	46	-11.8%	-34.8%
Community and Social Service	26	27	6	-3.7%	333.3%
Arts, Design, Entertainment, Sports, and Media	26	16	20	62.5%	30.0%
Personal Care and Service	21	22	5	-4.5%	320.0%
Construction and Extraction	20	26	35	-23.1%	-42.9%
Education, Training, and Library	19	29	21	-34.5%	-9.5%
Protective Service	13	14	22	-7.1%	-40.9%
Farming, Fishing, and Forestry	10	5	3	100.0%	233.3%
Computer and Mathematical	9	4	20	125.0%	-55.0%
Building and Grounds Cleaning and Maintenance	8	4	15	100.0%	-46.7%
Life, Physical, and Social Science	6	8	21	-25.0%	-71.4%
Legal	4	5	1	-20.0%	300.0%

Excludes job postings not classified by occupation

Prepared by Central Pennsylvania Workforce Development Corporation (CPWDC), April 2014

CPWDC cannot guarantee the validity of the job postings data

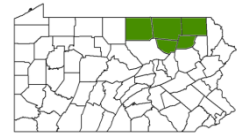
Source: Geographic Solutions Spidred Job Openings data and Labor Market Information (unemployment) available through Center for Workforce Information & Analysis



Online Job Postings by Industry Sector

Industry Sector	January 2014	December 2013	January 2013	Monthly Change	Annual Change
Total Online Job Postings	2,485	2,273	1,673	9.3%	48.5%
Administrative and Support and Waste Management and Remediation Services	299	184	14	62.5%	2035.7%
Health Care and Social Assistance	274	251	167	9.2%	64.1%
Retail Trade	227	207	59	9.7%	284.7%
Accommodation and Food Services	112	129	55	-13.2%	103.6%
Government	92	61	12	50.8%	666.7%
Wholesale Trade	57	43	19	32.6%	200.0%
Transportation and Warehousing	53	142	17	-62.7%	211.8%
Professional, Scientific, and Technical Services	49	41	16	19.5%	206.3%
Mining, Quarrying, and Oil and Gas Extraction	42	37	31	13.5%	35.5%
Information	40	40	4	0.0%	900.0%
Educational Services (Private)	27	27	15	0.0%	80.0%
Other Services (except Public Administration)	26	43	1	-39.5%	2500.0%
Management of Companies and Enterprises	23	20	0	15.0%	--
Real Estate and Rental and Leasing	20	27	4	-25.9%	400.0%
Manufacturing	19	8	23	137.5%	-17.4%
Utilities	17	11	4	54.5%	325.0%
Agriculture, Forestry, Fishing and Hunting	14	14	2	0.0%	600.0%
Construction	6	8	0	-25.0%	--
Finance and Insurance	4	10	6	-60.0%	-33.3%
Arts, Entertainment, and Recreation	0	0	0	--	--

Excludes job postings not classified by industry



Employers with Online Job Postings

Bayada Home Health Care
CVS Caremark
Dandy Mini Mart
ePeople Healthcare
Guthrie Health
Guthrie Health Care System
Lowe's
McDonald's
Pizza Hut, Inc.
Swift Transportation

Occupations with Online Job Postings

Cashiers
Heavy and Tractor-Trailer Truck Drivers
Licensed Practical and Licensed Vocational Nurses
Nursing Assistants
Occupational Therapists
Physical Therapists
Physicians and Surgeons, All Other
Registered Nurses
Retail Salespersons
Speech-Language Pathologists