

2013 DEMOGRAPHIC PROFILE

Tioga County

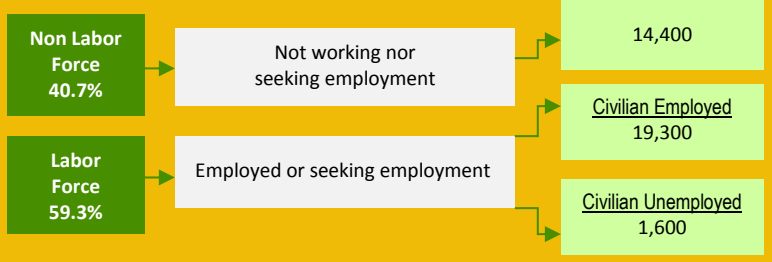
Population: 42,900

Median Age: 42.8

Median Household Income: \$41,300

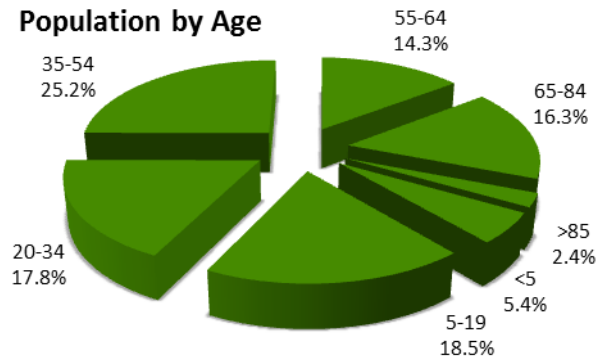
Per Capita Income: \$20,100

Population Ages 16+ (35,300)



Educational Attainment	
Population Ages 25+	29,400
Less than 9th Grade	3.3%
9th to 12th No Diploma	9.6%
High School Graduate	43.3%
Some College, No Degree	17.7%
Associate Degree	8.4%
Bachelor's Degree	11.0%
Graduate or Professional Degree	6.7%
High School Graduate or Higher	87.1%
Bachelor's Degree or Higher	17.7%

Population by Age



Commuting Patterns			
In-Commuting		Out-Commuting	
Bradford County, PA	800	Bradford County, PA	1,100
Lycoming County, PA	600	Steuben County, NY	900
Steuben County, NY	500	Chemung County, NY	800
Potter County, PA	300	Lycoming County, PA	700
McKean County, PA	200	Potter County, PA	300
Other Counties	2,300	Other Counties	2,200
Total	4,600	Total	6,100

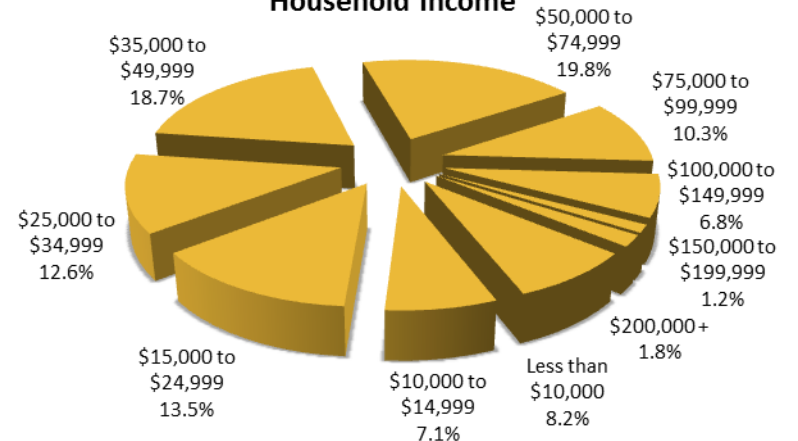
Source: U.S. Census Bureau, OnTheMap application
Based on 2011 estimates for primary jobs

Based on population ages 25+

Race and Ethnicity	
White	97.3%
Black	0.8%
Asian	0.4%
Native American	0.2%
Hawaiian / Pacific Islander	0.0%
Two or More	1.0%
Other Race	0.2%
Hispanic	1.3%
Not Hispanic	98.7%

Based on total population

Household Income



Source: Research360, based on 2013 estimates

Prepared by the Central Pennsylvania Workforce Development Corporation (CPWDC), April 2014